

Diverse Income Trust plc

The problem with correlation concentration, and why this may drive renewed capital allocations to the UK stock market

FOR INVESTMENT PROFESSIONALS ONLY. CAPITAL AT RISK.

Thinking ahead of the curve

Investment team



Gervais Williams

Head of Equities & Fund manager

- Gervais Williams joined Premier Miton in March 2011. He is Head of Equities and manages a number of funds and trusts.
- His fund management career extends over 30 years including 17 years at Gartmore Group Ltd, where he was head of UK Small Companies investing in UK smaller companies and Irish equities.
- Gervais is a member of the AIM Advisory Council, and a board member of the Quoted Companies Alliance. He was a member of the Patient Capital Review panel with the Chancellor of the Exchequer where the recommendations were put into legislation in the subsequent budget.
- Gervais has published three books, 'Slow Finance' in the autumn of 2011 (Bloomsbury), 'The Future is Small' was published in November 2014 (Harriman House) and 'The Retreat of Globalisation' published in December 2016 (Harriman House).



Martin Turner

Fund manager

- Martin Turner joined Premier Miton in May 2011.
- Martin's career began in 1992 with Arthur Andersen where he qualified as a Chartered Accountant.
- He has previously worked at Rothschild and as Head of Pan European Mid and Small Cap Sales at Merrill Lynch. Following this, Martin was Head of Sales at Teathers/Landsbanki before taking the Head of Small/Mid Cap Equities role covering research, sales and trading at Collins Stewart.
- Martin graduated from Warwick University with a degree in Accounting and Financial Analysis.

In what ways does a multicap income strategy differ from others?

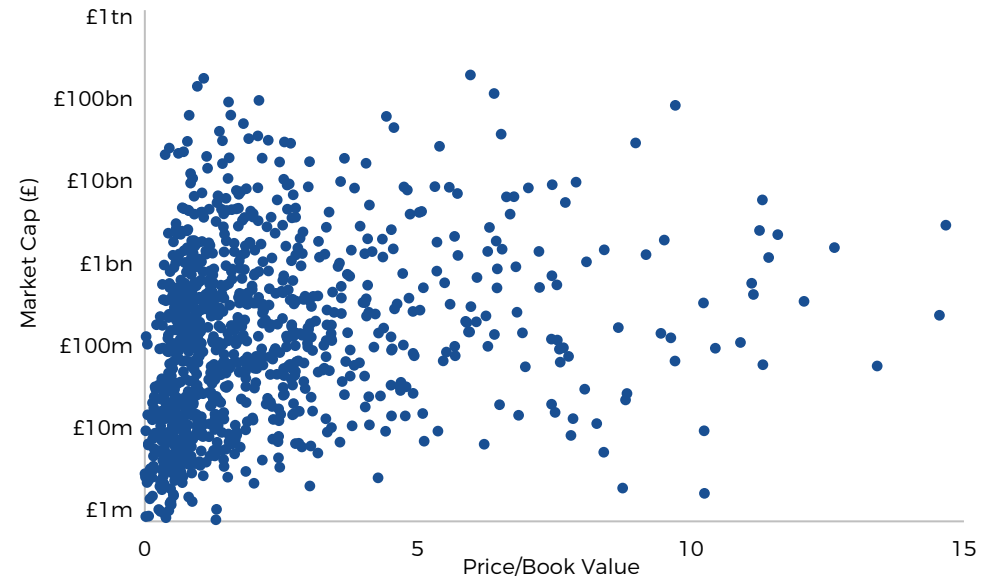
- At its core, a multi-cap income strategy comprises a UK equity portfolio that looks to pay not only an attractive yield, but ultimately is one where its stream of dividends has potential to grow more rapidly than most others in the peer group
- Explicitly, if the trust generates better dividend growth than most others, then it is anticipated that this will be reflected in better portfolio appreciation as well, so the trust's total return over the longer term has the potential to outperform its peers
- As the scale of each portfolio weighting is relatively modest in terms of the portfolio, the strategy has the added advantage that it can run with relatively low risk metrics as well as having the potential to deliver some of the best returns of its peer group



One of the features of the UK stock market is that it has a very wide range of market capitalisations

UK Listed stocks valuation vs size

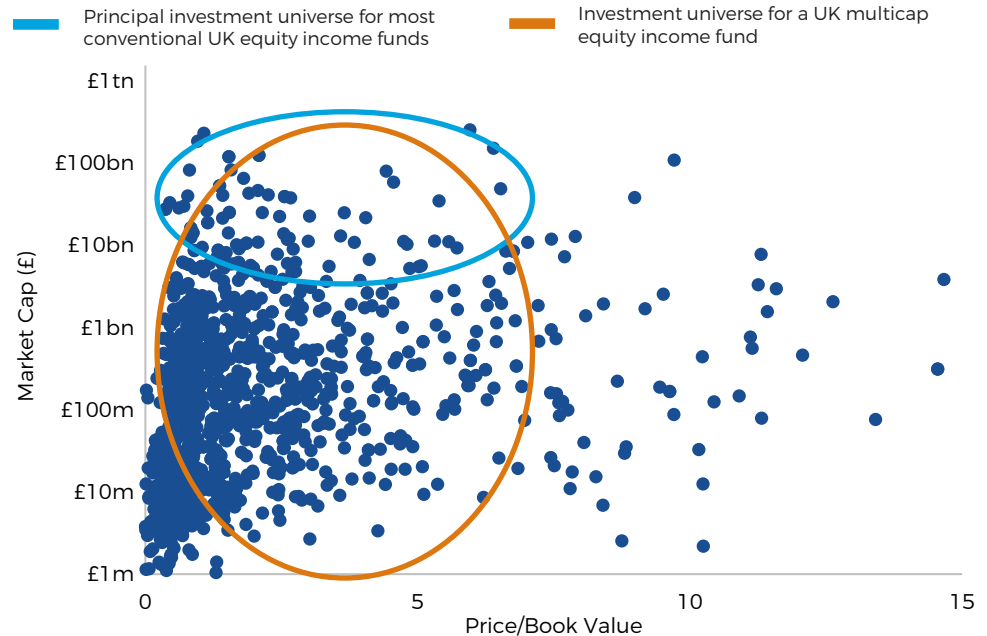
- The Price/Book ratio is calculated by dividing the market capitalisation of an individual stock by its shareholders' funds
- A Price/Book ratio is a measure of the degree of confidence that investors have in the prospects of a quoted company
- The chart indicates that the UK stock market has numerous stocks on very attractive Price/Book ratios
- Alongside, the UK stock market is distinctive in that its investment universe has a particularly wide range of market capitalisations
- Specifically, numerous UK-quoted stocks with low market capitalisations also tend to have very undemanding Price/Book ratios as well



...and the UK market is overrepresented in stocks that pay good and growing dividends

- In contrast to most other international stock markets, UK-quoted stocks employing capital-intensive strategies are numerous, so there are a large number of income generating stocks
- Overall, numerous UK-quoted companies generate a major part of their return via the stream of good and growing dividends, rather than relying heavily on capital appreciation
- This is known to be very much a feature of the largest UK-quoted companies, and hence most equity income strategies principally invest within the blue oval. This overlooks numerous immature equity income stocks which are typically not considered by most professional investors, as highlighted by the orange multicap oval
- Over recent years, when UK OEICs have been in redemption, local sellers of UK majors have often transacted with global investors, and hence their share prices have been relatively resilient. Unfortunately, local sellers of UK AIM-listed stocks have found it harder to transact, and hence their share prices have weakened markedly, including many that are paying good and growing dividends

After years of underperformance the UK stock market is lowly valued, with the most undervalued stocks often further down the market capitalisation range



There are 5 golden rules of stock picking

1. Judgements on stock specifics tend to be more valuable than assumptions on forthcoming economic trends
2. Chose your battles
3. Genuine diversification is a stock picker's best friend
4. Be super-sensitive to the risk of a permanent loss of capital
5. Know your blind spots

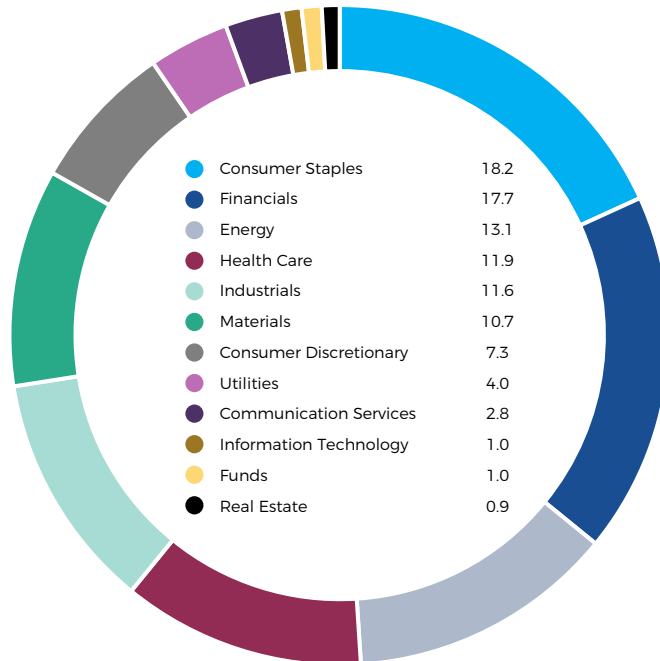
Importantly, these rules work just as well in volatile markets, as at other times when stock markets are flatlining

Agenda

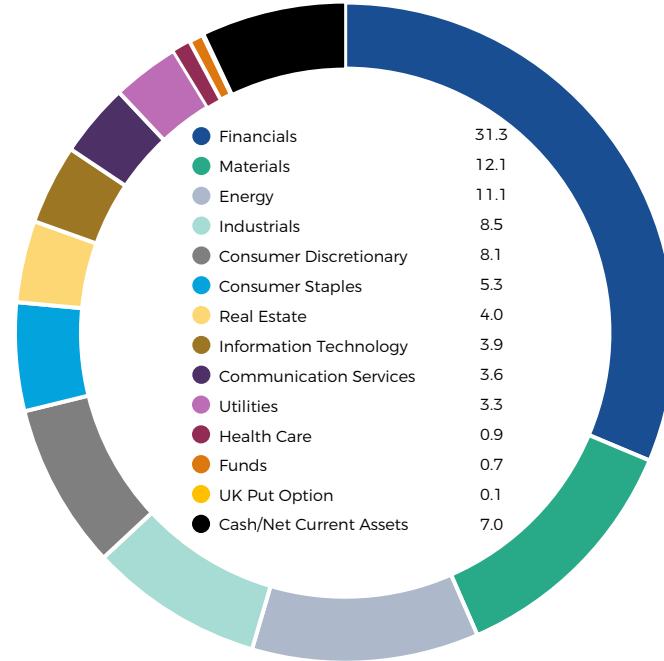
- The reasons why our multi-cap income strategy differs from others
- Why UK equities haven't attracted renewed allocations despite standing on such low valuations
- Thoughts on the scale of the forthcoming challenges
- Correlation concentration and how it might drive a major portfolio shift
- Is the UK market at danger of becoming irrelevant if the current trickle of UK de-listings turn into a flood?

A multicap portfolio includes numerous discrete businesses even within individual industry sectors...

**Sector breakdown
FTSE 100 Index (%)¹**



**Sector breakdown for
the Diverse Income Trust (%)²**



¹Source: Bloomberg, data as at 31.08.2023. ²Source: Premier Miton as at 31.08.2023.
Please note asset allocation may be above or below 100% due to rounding.

In our view, this all comes together in a portfolio that pays an attractive yield...

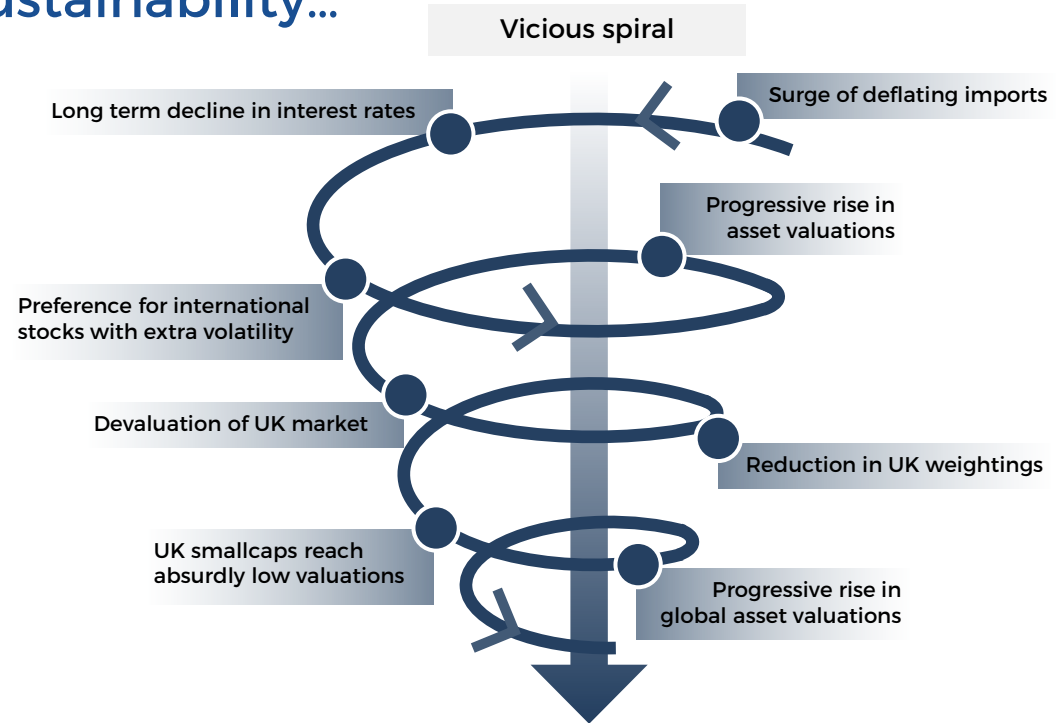
- During recessionary periods there are often fewer stocks that can sustain a record of paying out good and growing dividends.
- A trust investing over a wider opportunity has real advantages at these times, as it can continue to research all the stocks that are continuing to thrive, including many of the overlooked equity income stocks listed on the AIM-exchange
- Overall, we believe that if the trust's revenue per share expands at a faster rate than most others in the peer group, then in time this will also be reflected in premium share price appreciation as well, so the trust can outperform others

Top 20 Trust holdings	Weight %
Kenmare Resources	2.5
XPS Pensions Group	2.4
TP ICAP Group	2.2
I3 Energy	2.0
Galliford Try Holdings	1.9
Paypoint	1.9
Hostelworld Group	1.8
Diversified Energy	1.8
Tesco	1.7
Sabre Insurance Group	1.7
Phoenix Group Holdings	1.7
BT Group	1.7
Legal & General Group	1.7
Sainsbury (J)	1.6
Just Group	1.6
Savannah Energy	1.6
Drax Group	1.5
Admiral Group	1.5
Man Group	1.5
Aviva	1.5

...as well as having the potential to generate better dividend growth than many others

During globalisation, most investors reduced their UK weightings very sustainability...

- Globalisation is often defined as a period when abundant low-cost imports offset ongoing inflation in local services, creating a period when few corporates become insolvent whilst their upside was amplified as asset valuations steadily appreciated
- In the absence of inflation, central banks can cut interest rates at will, especially during a crisis, and hence the period of globalisation is typically associated with sustained global growth, along with short economic setbacks which are addressed by central banks injecting additional demand to foster a recovery
- During globalisation, as long term interest rates decline, investors compete to buy the best performing assets, typically those with extra risk, such as high-beta equities, highly-g geared balance sheets such as private equity, or those carrying the greatest credit risk such as long-dated bonds or corporate credit risk
- The UK stock market with a heritage of generating good and growing equity income is disfavoured by the globalisation trends, and hence investors progressively reduced their weightings, creating a vicious spiral
- Whilst this was offset in part amongst the mainstream, international stocks, the rise in the cost of capital across the market is most extreme for UK quoted smallcaps

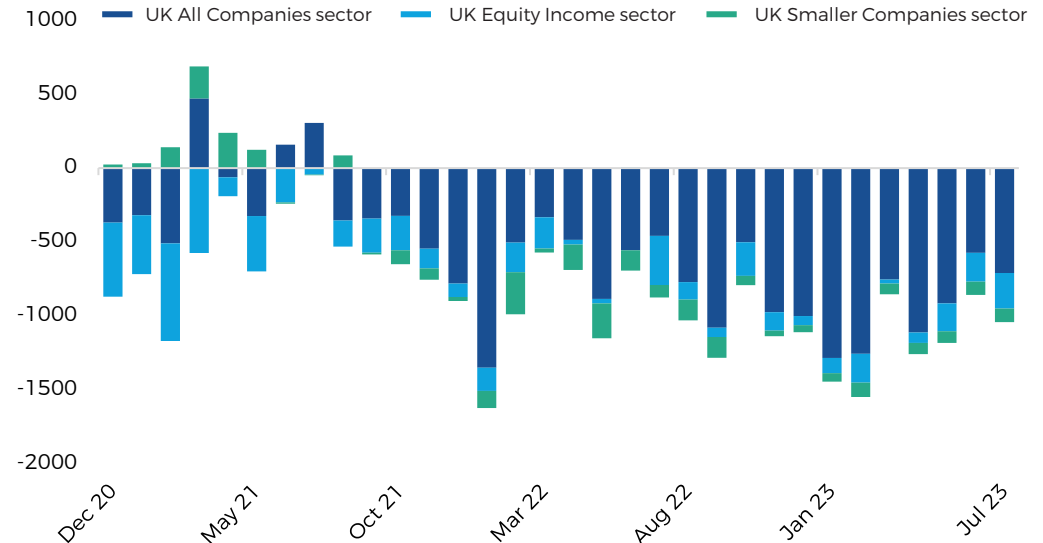


...so mainstream UK equity valuations are now typically well below others, with smallcap valuations at even lower levels

As the UK has underperformed for so long, many OEIC investors have taken advantage of the UK stock market recovery...

- During globalisation, as corporates, consumers and governments adopted more debt, this had the effect of generating more cash that could be invested into assets
- Hence, globalisation was accompanied by very significant growth in the capital markets, with Open Ended Investment Capital structures being one of the preferred instruments
- Whilst there was considerable growth in OEICs during globalisation, generally the percentage held in UK equities declined as allocators invested in other asset classes that generated much higher returns
- As the pattern of UK stock market underperformance became consensual, many investors chose to actively withdraw capital and invest elsewhere
- Even though the FTSE 100 Index has started to outperform many international indices over the last 30 months, some investors have become so conditioned to the past trend, that they have used the uptick to sell UK OEICs at a considerable rate

Net Retail Sales £m



...to reduce weightings further, and allocate into other asset classes where valuations have moderated

The trust has delivered strong returns since issue, albeit that they're not particularly closely correlated with the peer group...

- The Diverse Income Trust achieves return by compounding dividend income and recycling capital into overlooked stocks after the advantages of some portfolio holdings have become more recognised
- Since launch in April 2011, the return on the Diverse Income Trust has annualised at 8.5%, ahead of the returns of UK stock market indices
- That said, the current redemptions of UK OEICS have been offset by international interest in UK majors, although this hasn't been a feature of many AIM-listed companies

Cumulative performance

%	1 year	3 years	5 years	Since launch ¹
Trust NAV	-8.6	-8.0	2.8	174.5
Trust share price	-11.1	5.1	-4.9	142.2
Numis Smaller Co + AIM (ex ICs)	-3.2	10.6	-0.3	86.4
Numis All-Share Index	5.4	32.0	15.2	89.5

Discrete annual performance

%	2018	2019	2020	2021	2022	2023 ytd ²
Trust NAV	-8.4	12.7	7.8	15.6	-13.6	-5.9
Trust share price	-7.7	6.9	8.6	19.5	-16.8	-9.7
Numis Smaller Co + AIM (ex ICs)	-15.8	22.2	4.9	20.0	-21.9	-1.9
Numis All-Share Index	-10.0	18.8	-9.4	17.2	-1.3	2.6

...and specifically it has lagged the returns of the peer group over the past 18 months

Source of performance data: Morningstar, as at 31.08.2023, net income reinvested, bid to bid basis, ©2023 Morningstar. All Rights Reserved. The information contained herein; is proprietary to Morningstar and/or its content providers; may not be copied or redistributed; and is not warranted to be accurate, complete or timely. Neither Morningstar nor its content providers are responsible for any damages or losses arising from any use of this information. ¹Trust launched on 28.04.2011. ²2023 ytd to 31.08.2023.

Past performance is not a reliable indicator of future returns.

Specifically the Diverse Income Trust has a number of features...

A vehicle that has the potential to deliver premium returns

As investors broaden their strategies to include those that generate return via cash compounding, as well as capital appreciation, then some multi-cap income OEICs may grow beyond their ability to deliver return, whereas an investment trust can ensure it remains the appropriate scale.

Plentiful stock market trading volumes

The trust's capital structure regularly clears the register of overhanging sellers, which minimises the risk of a Mexican stand-off in the daily turnover of the trust's shares (ie buyers not buying until institutional sellers have been cleared).

A share price that trades near the underlying NAV

The trust's Annual Redemption Mechanism encourages short term buyers to become investors if its share price drifts too far from its underlying NAV.

Competitive costs

The board seeks to minimise the annual costs of the trust borne by shareholders with a management fee of 0.9% of the adjusted market capitalisation of the company up to £300m, 0.8% between £300m and £500m, and 0.7% on anything beyond £500m. The ongoing charges figure (OCF) for the trust is 1.05%.



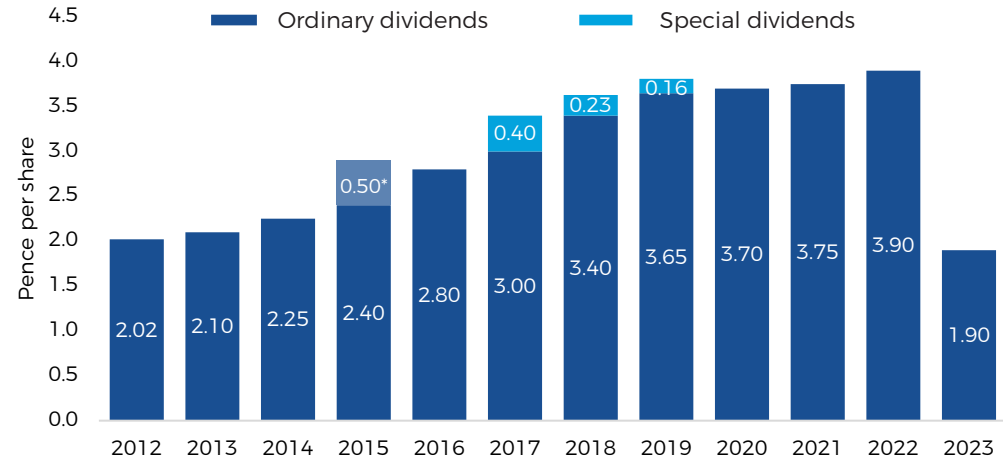
...that we anticipate will help it to fully deliver on the advantages of its strategy

Source: Premier Miton. Trust OCF calculated as at 31.05.2022. The ongoing charges figure (OCF) is not the same as the ongoing costs figure set out in the Company's key information document. The key differences are that gearing costs and portfolio transaction costs are not included in the OCF. In addition costs are calculated on slightly different bases. The OCF figure set out above mirrors that in the Report and Accounts and is based on costs incurred in the year which are likely to recur in the foreseeable future. The ongoing costs figures in the key information document provide investors with the impact costs have had on returns averaged over the five year recommended holding period.

Whilst income from the market has fluctuated, the trust's dividend income has been somewhat resilient...

- Following the trust's launch in April 2011, the stream of dividend income grew well over the years up to 2019
- With the pandemic and the numerous dividend cuts the revenue from the trust fell less than that indicated by the Link Dividend Income Monitor, but the board decided to continue to increase the dividend to shareholders given the future prospects
- Furthermore, given the breadth of the business-models of stocks, the dividend on the trust has risen again over the last couple of years
- Despite the long-term strength of the stream of income from the trust over the years, the trust's capital returns have lagged behind those of the peer group, and so the yield on the trust has risen to the extent that it offers new trust buyers an even more attractive dividend yield at entry

The Diverse Income Trust dividend income



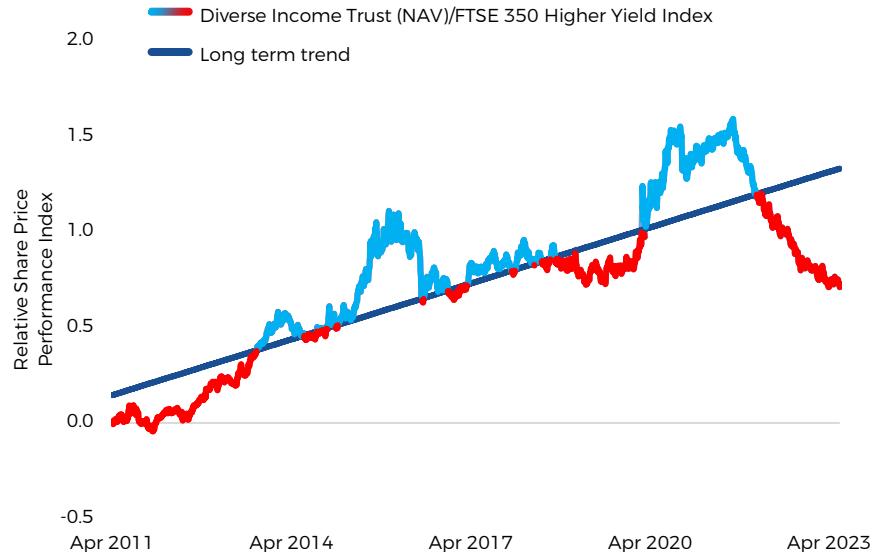
...and the portfolio yield has risen as markets have been weak, so for current buyers it now compounds from an attractive yield

Source: Premier Miton. Total distributions paid for each financial year of the Trust, ending 31 May. The income for the 2022/23 financial year represents 2 out of 4 payments *In order to allow shareholders to vote on the dividend, a final dividend was introduced in the year that ended 31 May 2015, resulting in the payment of five dividends for that year. Since then, the Company has paid three interim dividends and a final dividend in respect of each year

In certain market conditions companies may reduce or even suspend paying dividends until conditions improve. This will impact the level of income distributed by the trust. The distribution amount that is paid each year can go up and down and is not guaranteed. Past performance is not a reliable indicator of future returns.

Overall, we believe that active managers have a role beyond just generating premium returns...

Long-term trend of out-performance



- The multicap nature of the Diverse Income Trust means that its returns can be out with that of the peer group
- The trust's strategy is cautious of the near-permanent use of trust gearing, because when markets crash, often the gearing covenants are exceeded, and the trust is obliged to lock in the setback to a degree by liquidating a part of the portfolio when asset values are low
- It is more advantageous for the trust to have additional capital after a stock market crash, so that the trust can invest in additional holdings at distressed valuations, that enhance the trust's revenue and capital recovery potential
- This can be achieved when a FTSE100 Put option is part of the portfolio, albeit that in the absence of a crash these options decline in value modestly detracting from return
- In addition, we believe that it also advantageous for the trust's portfolio to invest across the very widest range of industry sectors, including smallcap minerals, energy and financials sectors as their returns tend to be somewhat less correlated with the returns of others in the portfolio
- During recessions, the prospects for capital-intensive sectors such as these can sometimes improve, so the returns of the trust are potentially attractive even at a time when the mainstream indices are not particularly strong.

by reducing the risk of a permanent loss of capital, and delivering returns that are less correlated with mainstream stocks

Inflation has peaked, so investors are looking forward to fewer interest rate increases...

- In retrospect, governments ended up adding excess stimulus during the global pandemic, with the impact made worse by problems with global supply at the same time
- Global demand was already in excess of global supply ahead of the Ukrainian conflict, but the reduction in energy supplies from Russia scaled up inflationary pressures
- Since the global economy is heavily indebted after interest rates have fallen to such low levels, modest increases in interest rates, along with the exceptionally high levels of gas prices in Europe, have led to a major global slowdown
- Alongside, the Chinese policy of Zero Covid, has led to a major reduction in demand
- The net effect is that whilst the twelve-month rolling CPI reports remain at high levels, the recent data implies that the inflationary pressures have already fallen back considerably
- The US six-month rolling CPI is already down to target for example as indicated by the chart alongside.

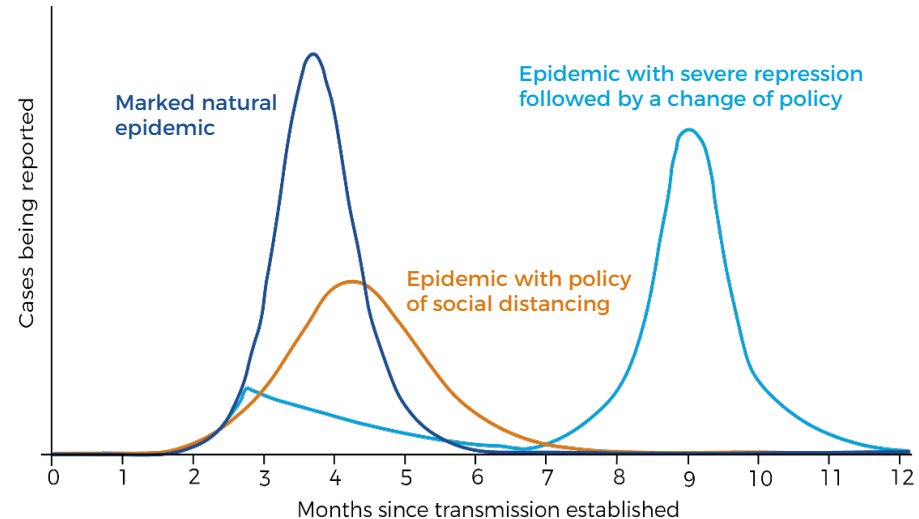
US Consumer Price Index – on a six month annualised growth basis



...albeit the impact of the rate rises may soften demand for a period

Investment markets are subject to cross-currents, as a recovery in Chinese demand...

- The Chinese Zero Covid policy has been utilised to keep Covid deaths down to very modest levels, compared with those of other countries
- The problem is that this has had a very substantial impact on the ability of the Chinese economy to operate, as well as being exceptionally onerous for the daily lives of citizens
- Ultimately, the Chinese leadership were obliged to discontinue the Zero Covid policy, and removed restrictions completely
- Despite the scale of the current Chinese epidemic, Larry Summers of Harvard University estimates that the Chinese death rate as a result of Covid will not reach half of that of the US
- Beyond the epidemic, the Chinese economy appears to be recovering well, albeit that it is still subject to additional US trade tariffs and is weighed down by excessive bank debt

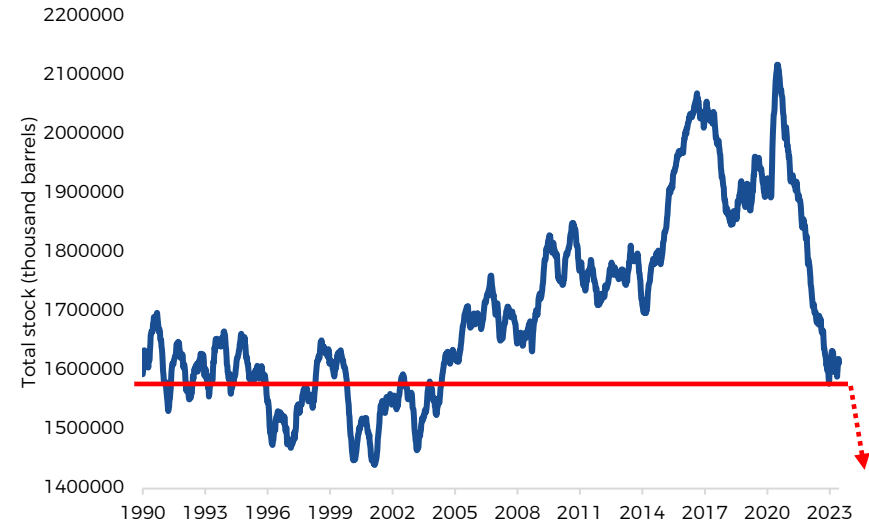


...is offset by a liquidity squeeze in the developed world

Energy inventories were declining even prior to the Russian invasion and the energy windfall taxes...

- Following the collapse of the oil price in 2014, energy majors scaled back energy exploration budgets. These were further cut late in the decade due to political commitments to phase out carbon-based energy by 2050. Furthermore, with the pandemic, and declines in global demand, many energy companies reduced their exploration budgets further
- Given this background, there were price spikes and potential shortfalls of European gas supply even prior to the Ukrainian invasion and the Russian sanctions that came with it
- Initially, there was an urgent need to rebuild winter energy inventories that led to global energy prices rising considerably over the middle of 2022, with European gas prices in particular moving up to remarkably elevated price levels
- During the second half of 2022 however, interest rates rises cooled global energy demand somewhat. In addition, President Biden has run down the US's crude oil strategic stockpiles as well, to help reduce US petrol prices, and curry political favour over the Midterm elections
- The bottom line is that a global shortfall of new carbon-based energy could suddenly occur, at a time when global inventories are very depleted. If global demand were to pick up faster than expected, then carbon-based energy prices could spike dramatically from here


US Crude and Product Inventories since 1990



...so if global demand were to increase more than expected from here, inflationary pressures could surprise again

When risk capital was abundant during globalisation, areas of higher return quickly attracted competition...

- At this stage it still isn't known if central banks will compromise and loosen their inflationary ambitions, or in their zeal to defeat inflation they will inadvertently end up suppressing global growth on a long term basis, and risk an economic depression
- Whatever occurs, it seems unlikely that central banks will be able to recreate the risk capital abundance that has been a feature of asset markets over recent decades (other than potentially for short periods)
- Either way, in our view, risk capital may be scarcer in future, which could precipitate very different asset market trends
- Specifically, an inconsistent and costly supply of risk capital tends to undermine business strategies that rely on shareholders supporting numerous capital issues whilst the business makes losses
- In contrast, capital intensive strategies that invest to generate a stream of cash surpluses will find that competition is limited when risk capital is scarce, adding confidence to their future return profile
- In our view, these trends will favour quoted companies, that have capital structures principally funded by risk capital especially when compared with debt-funded private businesses

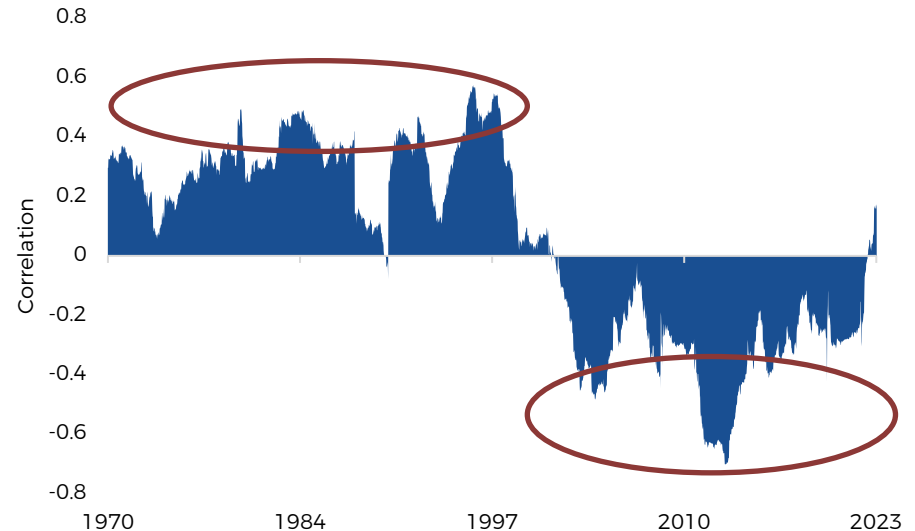


...but with inflation and higher interest rates, successful capital-intensive businesses may now have improved earnings over longer time periods

During globalisation, bonds and quoted companies provided diversified returns...

- With globalisation, the developed markets opened up to low-cost suppliers, and as their imports rose, this led to an abundance of hard currency globally that subsequently boosted asset valuations
- Since Consumer Price Index (CPI) inflation was benign during globalisation, any slowdown in global growth could be addressed by additional financial stimulus
- Taking additional risk such as investing in the most volatile equities often delivered additional returns, which was something of a headwind for the capital-intensive businesses listed in the UK
- As institutions reweighted portfolios to participate in the greater upside of international markets, they scaled back UK weightings
- Eventually after decades of a similar trend, UK equities have declined to low valuations when compared with others
- With renewed inflation over the last 12 months, global equities and bonds have both suffered a correlated decline, and investors need to build up their weightings in assets with less correlated return profiles

**Correlation between US equities and US treasuries:
two very different histories**

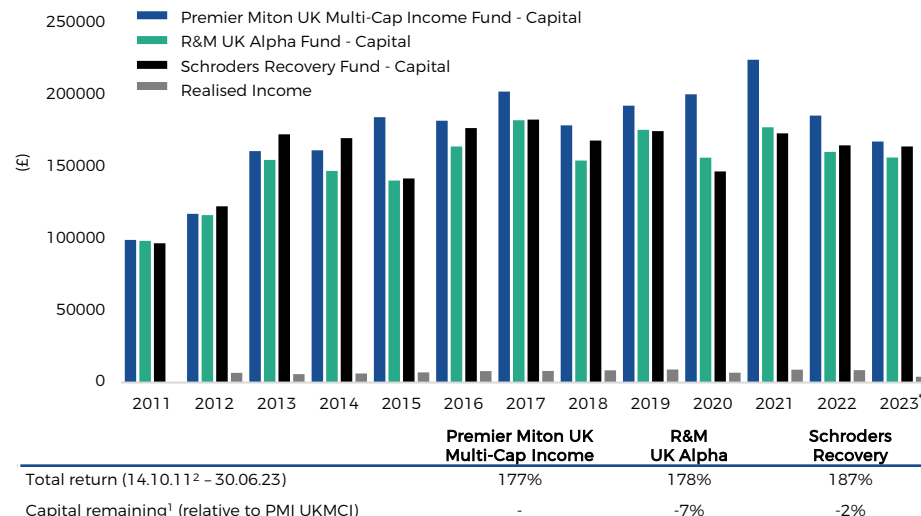


...but with inflation, there is an urgent need for investors to build up weightings in assets with less correlated returns

With pension freedoms, we believe the vast majority of maturing pension pots will be invested in equity income strategies...

- The idea behind pound-cost averaging is that investing small amounts regularly means an investor purchases a larger percentage of the stocks when markets are weak, and a smaller percentage when they are strong. Generally, this helps investors benefit from the volatility of share prices
- Hence, when an investor is looking to withdraw small amounts regularly from a pension pot, the volatility of share prices can act as a drag on the term that the capital lasts
- Specifically, there are disadvantages to redeeming capital from a capital gain strategy regularly as stock market volatility depletes the capital sum, in comparison to using the cash dividends paid by an equity income fund, where capital redemptions are smaller or not required at all
- Interestingly, the capital pot of investors who withdraw cash from accumulation units in an equity income fund tends to deteriorate faster than those invested in the Income units in the same fund
- The net effect is that we believe that the vast majority of maturing pension pots will be invested in equity income strategies

A comparison of a capital sum used to pay an income, when invested in a capital appreciation strategy compared with an equity income strategy



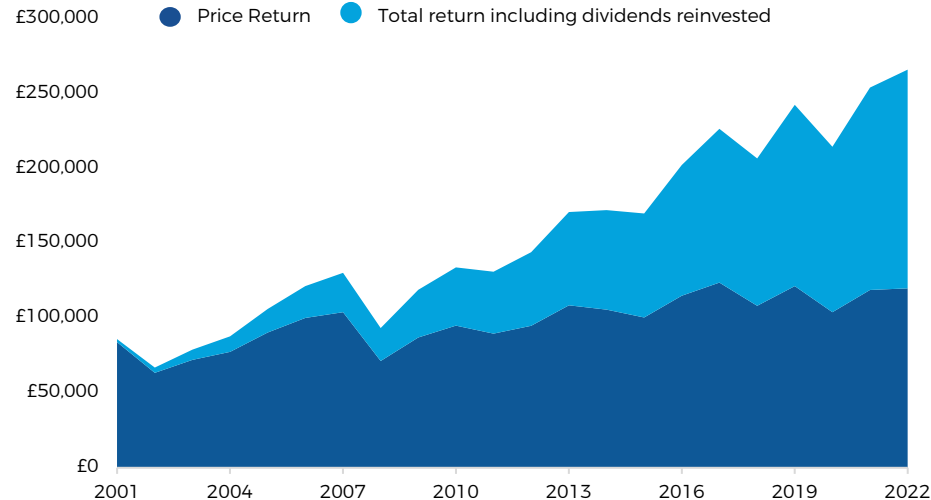
...as the opposite of 'pound-cost averaging' tends to deplete capital faster when it is invested in capital gain strategies

Source: Bloomberg & FE analytics. Data since 14.10.2011¹² to 30.06.2022 (2023 ytd*). ²Premier Miton UK Multi-Cap Income Fund launched on 14.10.2011. The bar chart shows the discrete yearly value of a £100k investment in the B Income share class of the Premier Miton UK Multi Cap Income Fund ('PMI UKMCI Capital', 'the Fund') and the associated distributions ('Realised Income'). The comparison to other funds then assumes investment in respective accumulating share classes with divestments to match those distributions of the Fund. Comparator funds have been selected on a total return basis, having a similar total return to the Fund over the period. ¹Capital remaining refers to the remaining value of the original £100k investment, after distributions, shown relative to the Fund. **Past performance is not a reliable indicator of future returns.**

Assets generating good and growing income deliver a major part of their return via accrued income...

The UK is near-unique in its large universe of dividend compounding stocks

Value of £100,000 invested in the FTSE 100 Index, in terms of the capital return and the total return with dividends reinvested (2001 to 2022)



- Since the UK economy has a heritage of inflation, the UK stock market tends to have a relatively high weighting of capital intensive stocks, and mainstream UK stocks typically pay an attractive stream of good and growing income
- During globalisation, when risk capital was abundant, many capital intensive stocks only generated significant capital appreciation episodically, as new capital rushed in to crowd out the return
- Specifically, the FTSE 100 Index reached a high of 6930 in December 1999 and despite substantial global growth subsequently it was only 7452 at the end of December 2022
- Despite the absence of FTSE 100 Index appreciation, the total return on the index has generated a return well above inflation, through the compounding of good and growing dividends
- With the potential change of market trends, and the risk that asset appreciation is much more limited in future, we believe that assets that generate a good and growing income will become more popular
- The valuation of the UK stock market has declined to unusually attractive levels over the years when investors have progressively scaled back their weightings so in our view, if the UK stock market were to start attracting new flows, it could outperform for years before becoming overvalued

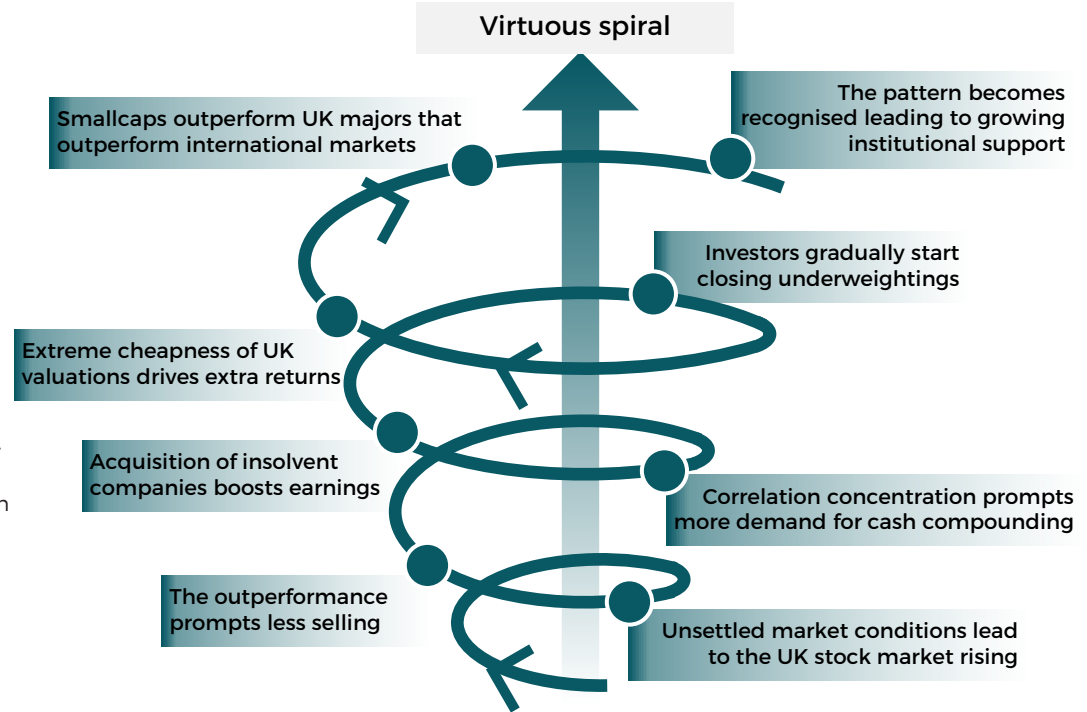
...which is a particular feature of the UK given its universe of capital-intensive income stocks

Source: Bloomberg, data as at 30.12.2022.

Past performance is not a reliable indicator of future returns.

Beyond globalisation, to diversify strategy risk we anticipate that the cash compounding of UK equities will attract sustained inflows...

- After some decades of a vicious spiral, few investors are willing to countenance that the adverse trend can come to an end, let alone that it might be displaced by a virtuous spiral
- But in our view inflation changes everything, as concerns over correlation across numerous funds, and numerous asset classes drives investors to actively seek areas with different return characteristics
- In particular, if many stock exchanges flatline in future years, equities paying good and growing dividends won't just continue to deliver attractive returns, but will also will help offset periods of additional inflation, because their dividend income can rise to reflect the increase in fiat money
- Furthermore, companies generating surplus cash not only carry lesser risk of insolvency, but better still can acquire over-leveraged businesses debt-free from the receiver at knock down prices, amplifying their ongoing growth potential
- The greatest upside potential lies with UK small and microcap stocks, as in their cases the acquisitions can sometimes deliver transformational improvements to their prospects
- With the UK market starting at unusually low valuations, and with most asset allocators being underweight, the new trend has the potential to turn into a virtuous spiral that could last decades



...that will not only drive up valuations, but most particularly those of UK smallcaps given their lowly valuations currently

As interest rate rises suppress demand, and customers become more price sensitive...

- One of the features of globalisation and the progressive decline in interest rates is that it has encouraged consumers, corporates and governments to spend more than their income
- Credit fuelled demand has a side effect of enhancing corporate profit margins, so the US metrics have risen from around 8% in the early 1990's to 16% by the early 2000's, and over 18% since 2020 - abnormally high levels
- Management teams become accustomed to the current level of profit margins, and don't recognise how dangerous geared capital structures are when profit margins normalise – which we expect will lead to an unusually abrupt end to almost all equity buybacks
- Better still, quoted companies generating surplus cash can fund acquisitions of over-leveraged businesses, at knock down prices, debt-free from the receiver thereby accelerating their growth when others are suffering
- We believe the UK's heritage of preferring stocks generating surplus cash will have the greatest upside potential
- There may be an equally substantial change in active fund management, as risk-embracing strategies that outperformed during globalisation are displaced by more risk-sensitive strategies that outperform in the future

Pretax profits as a percentage of gross product of non-financial corporate business – US



**...it will be essential to select stocks that can retain margin
– such as those delivering outstanding service levels to their customers**

When the cost of capital rises, stocks generating cash surpluses have the advantage....

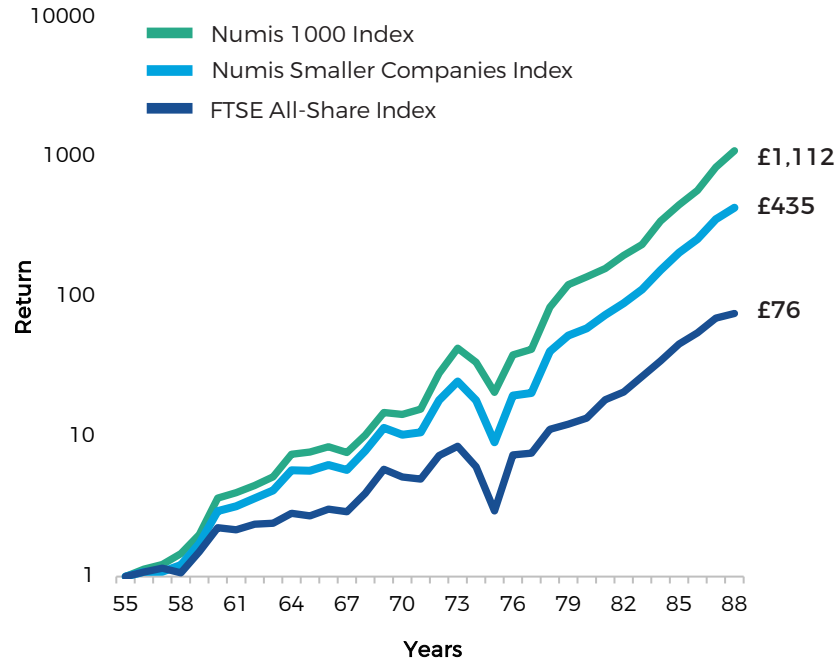
- When inflationary pressures are evident, central banks typically raise interest rates to cool demand, to bring it back into balance with supply
- Unfortunately, the combination of a reduction in demand and the price wars that this sometimes precipitates, together with the increased cost of debt, lead to companies being forced to sell parts of the business at distressed valuations, or risk corporate insolvency
- Some of these businesses can change hands for as little as £1, because normally the acquirer has to replace the working capital that has been lost
- Even so, many of these acquisitions can deliver very rapid cash paybacks
- Quoted companies generating cash surpluses are often well positioned to participate in these deals, and when they do they often greatly enhance their earnings



... as they can acquire overleveraged but otherwise viable businesses from the receiver, debt-free at knock down prices

The upside potential of buying distressed assets is greatly enhanced for quoted small-caps

Performance of Numis 1000 Index v Numis Smaller Companies Index¹ vs FTSE All-Share Index 1955-1988



- At times when capital was scarce, often the UK exchange rate was weak, which would typically favour businesses with major international earnings, such as the largest quoted companies in the UK
- Nevertheless, UK-quoted small and micro-cap stocks typically outperformed UK majors because the upside potential of acquiring overindebted but viable businesses, debt-free from the receiver enhanced their earnings prospects to a much greater degree than the larger stocks
- Their diminutive scale prior to such acquisitions, means that sometimes insolvent acquisitions could deliver transformational uplifts to their earnings, especially in the case of quoted micro-caps
- Overall, the inflationary period between 1965 and 1988 was associated with the FTSE All-Share Index being one of the better performing stock markets, along with the best performing part being quoted small-caps (in spite of Sterling weakness at the time, and the need for the UK Government to take International Monetary Fund loan in 1976)

Source: Numis Securities, Elroy Dimson and Paul Marsh of London Business School. ¹Formerly RBS Hoare Govett Smaller Companies Index.

Past performance is not a reliable indicator of future returns.

The current dribble of UK relistings overseas, could quickly become a stream...

- Over time, some public limited companies have recognised that one way to improve their cost of capital is to move their primary listing, (which also includes their index inclusion) away from London to another stock market – most often the US
- Generally, the early adopters had an additional specific reason for moving, but more recently the flow has accelerated
- Given the potential for a near-immediate uplift in valuation, we believe the current dribble could quickly become a stream, or even a flood, precipitating a step down in the UK's weighting in the global stock market indices
- In the short term, as investors progressively anticipate the increasing number of stocks moving their listing, there is scope for the UK mainstream stock market indices to substantially revalue upwards
- Thereafter, even as the UK's weighting in global indices reduces, we anticipate that institutional interest will continue to increase as they seek diversification away from too much capital appreciation strategy risk to include greater participation in the UK's cash compounding strategies
- Furthermore, we also anticipate that politicians will bear down on the progressive elimination of risk by the regulators, leading to renewed potential to deliver premium returns, with the UK's stock market having the potential to become the leading equity market for quoted, smallcaps in the world

Why stock-market tourists flock to New York

THE WALL STREET JOURNAL.

FirstFT: CRH delivers fresh blow to London's capital market

BHP to delist in London as it centralises in Australia

Arm opts for New York stock listing in blow to London

FCA regulator blamed for Arm's decision to shun London listing

...driving a substantial uplift in the UK stock market, and an equally large change in the mood of regulation

Overall, the Diverse Income Trust strategy is intentionally different...

The return characteristics of The Diverse Income Trust since launch in April 2011¹

	Alpha	Beta	Max drawdown	Sharpe	Sortino	Volatility
The Diverse Income Trust	2.7	0.7	-30.2	0.4	0.4	11.7
Numis Smaller Co + AIM (ex ICs)	-0.5	0.8	-41.6	0.2	0.2	15.6
Numis All-Share Index	-0.5	1.0	-36.0	0.2	0.2	18.7

...so that it has the potential to deliver both a low Beta and high Alpha

Source of performance data: Morningstar, as at 31.08.2023, net income reinvested, bid to bid basis. ©2023 Morningstar. All Rights Reserved. The information contained herein; is proprietary to Morningstar and/or its content providers; may not be copied or redistributed; and is not warranted to be accurate, complete or timely. Neither Morningstar nor its content providers are responsible for any damages or losses arising from any use of this information. ¹Trust launched 28.04.2011.

Past performance is not a reliable indicator of future returns.

The trust's four largest holdings illustrate our preference for stocks that are generating abundant cash surpluses

Kenmare¹

Large miner titanium dioxide sand used as a whitening agent in paints, paper inks and plastics

Overlooked?

Located on a remote African coast with its own export jetty, Kenmare's mine life is at least 100 years

Valuation

Although it requires major capex intermittently, it typically generates substantial cash surpluses, hence, its forecast yield of 10.0%, with 3 target prices of 850p, 665p, and 780p vs 447p in June 2023

Mears Group²

Maintenance service provider for social housing repairs, that operates at high service levels

Overlooked?

Its share price fell during the pandemic, so the trust invested at 202.5p in late 2021 and bought additional stock at 190p in early 2022, versus 291p as at June 2023

Valuation

Investec recently highlighted the 'fourth EPS upgrade in 12 months', and its 'potential to end the year with £100m+ of net cash' compared with a market capitalisation of £320m as of end June 2023

XPS Pension Advisory³

Challenger of three majors, with strong culture and very high service levels

Overlooked?

Despite steadily growing its dividend since listing in 2017, XPS share price has only just reached the price used to fund major expansion in Jan 2018. Currently, one of Canaccord's 'Top picks'

Valuation

In June 2023 it had a PE 13.5x and a prospective yield of 5% to March 24. In our view, it has started a strong upgrade cycle with the dividend up 17% last year

Galliford Try⁴

UK Tier 1 contractor with inspirational leadership team that manages risk well.

Overlooked?

Easy to overlook that Galliford is a very large business turning over £1.2bn+ pa in 2022⁵. It has continued to win work, topping the Barbour ABI awards list as at June 2023.

Valuation

As at end June 23 market capitalisation of £204m, with £196m of net cash at prior year end. Subsequently, it has resolved a contractual dispute and brought in an additional cash balance of £26m

...and their potential to rise from here,
possibly even more so if they acquire businesses from a receiver

Conclusions

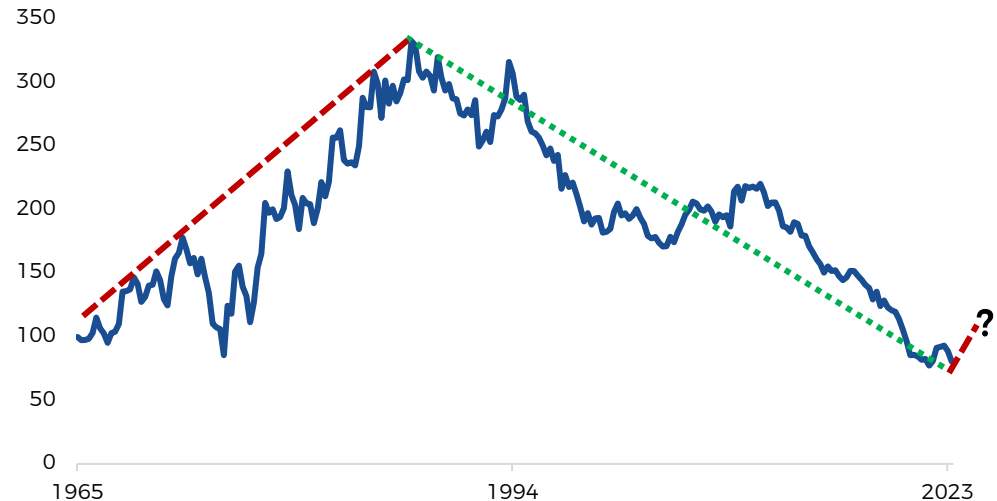
- During the globalisation decades, UK quoted companies underperformed and as capital was reallocated elsewhere, their valuation fell versus others, to the extent that some are now moving their principal listing elsewhere
- Inflation changes everything, so market trends are currently in a period of flux
- Interestingly, companies generating surplus cash aren't just more resilient during unsettled economic periods, but can sometimes enhance their prospects by acquiring viable businesses from distressed sellers
- The Diverse Income Trust strategy is well placed to weather the current challenges, as many of its portfolio holdings may have commercial advantages at this time
- Furthermore, the investment trust structure can have major advantages when the sources of premium return are necessarily limited in capacity

Major long-term uptrends are born in heavily underweighted assets on overlooked valuations...

- At times of risk capital scarcity, businesses that generate good and growing cash surpluses have the advantage, in that they tend to have a much greater margin of safety
- Equity income stocks that prove resilient have the potential to absorb market positions vacated by businesses that fail, and continue to invest in improving their market position at a time when many others are constrained by increases in the cost of debt
- Furthermore, quoted businesses that prove resilient also have the potential to raise additional capital from external shareholders and acquire previously overindebted, but otherwise viable businesses from the receiver at knock-down valuations, that enhance their future dividend growth further
- All of these factors tend to favour stock markets such as the UK that are dominated by stocks paying good and growing dividends
- Also, as investors grow to recognise the new trend, they scale up their weightings which over time has the potential to drive sustained UK outperformance of other stock markets such as the S&P Index in the US

We anticipate the outperformance of the UK stock market will surprise in both scale and duration

A chart of the FTSE All-Share Index versus the S&P500 Index, both in a common currency (1965 – 2023)



...so when the UK recovery comes, we expect it to surprise in terms of scale and duration

Important information

For Investment Professionals only. No other persons should rely on any information contained within.

Whilst every effort has been made to ensure the accuracy of the information provided, we regret that we cannot accept responsibility for any omissions or errors.

The views and opinions expressed here are those of the author at the time of writing and can change; they may not represent the views of Premier Miton and should not be taken as statements of fact, nor should they be relied upon for making investment decisions.

Reference to any particular stock does not constitute a recommendation to buy or sell the stock.

All data is sourced to Premier Miton unless otherwise stated.

Source: FTSE International Limited ("FTSE") © FTSE 2023. "FTSE®" is a trade mark of the London Stock Exchange Group companies and is used by FTSE under licence. All rights in the FTSE indices and / or FTSE ratings vest in FTSE and/or its licensors. Neither FTSE nor its licensors accept any liability for any errors or omissions in the FTSE indices and / or FTSE ratings or underlying data. No further distribution of FTSE Data is permitted without FTSE's express written consent.

Source: MSCI. Neither MSCI nor any other party involved in or related to compiling, computing or creating the MSCI data makes any express or implied warranties or representations with respect to such data (or the results to be obtained by the use thereof), and all such parties hereby expressly disclaim all warranties of originality, accuracy, completeness, merchantability or fitness for a particular purpose with respect to any of such data. Without limiting any of the foregoing, in no event shall MSCI, any of its affiliates or any third party involved in or related to compiling, computing or creating the data have any liability for any direct, indirect, special, punitive, consequential or any other damages (including lost profits) even if notified of the possibility of such damages. No further distribution or dissemination of the MSCI data is permitted without MSCI's express written consent.

The Global Industry Classification Standard ("GICS") was developed by and is the exclusive property and a service mark of MSCI Inc. ("MSCI") and Standard & Poor's, a division of The McGraw-Hill Companies, Inc. ("S&P") and is licensed for use by Premier Asset Management Limited. Neither MSCI, S&P nor any third party involved in making or compiling the GICS or any GICS classifications makes any express or implied warranties or representations with respect to such standard or classification (or the results to be obtained by the use thereof), and all such parties hereby expressly disclaim all warranties of originality, accuracy, completeness, merchantability and fitness for a particular purpose with respect to any of such standard or classification. Without limiting any of the foregoing, in no event shall MSCI, S&P, any of their affiliates or any third party involved in making or compiling the GICS or any GICS classifications have any liability for any direct, indirect, special, punitive, consequential or any other damages (including lost profits) even if notified of the possibility of such damages.

Copyright © 2023, S&P Dow Jones Indices LLC. Reproduction of S&P Indices in any form is prohibited except with the prior written permission of S&P. S&P does not guarantee the accuracy, adequacy, completeness or availability of any information and is not responsible for any errors or omissions, regardless of the cause or for the results obtained from the use of such information. S&P DISCLAIMS ANY AND ALL EXPRESS OR IMPLIED WARRANTIES, INCLUDING, BUT NOT LIMITED TO, ANY WARRANTIES OF MERCHANTABILITY OR FITNESS FOR A PARTICULAR PURPOSE OR USE. In no event shall S&P be liable for any direct, indirect, special or consequential damages, costs, expenses, legal fees, or losses (including lost income or lost profit and opportunity costs) in connection with subscriber's or others' use of S&P Indices.

A free, English language copy of the trust's full Prospectus, the Key Information Document and Pre-investment Disclosure Document are available on the Premier Miton website, or copies can be requested by calling 0333 456 4560 or emailing contactus@premiermiton.com.

Financial Promotion issued by Premier Portfolio Managers Limited, (registered in England no. 01235867), authorised and regulated by the Financial Conduct Authority, a member of the Premier Miton Investors marketing group and a subsidiary of Premier Miton Group plc (registered in England no. 06306664). Registered office: Eastgate Court, High Street, Guildford, Surrey GU1 3DE.

010881-20092023